

```
In[54]:= Off[General::"spell1"]
```

---

## A variable shift

This is just an example of *Mathematica* code for a matrix of a linear transformation in a space of polynomials. Here the transformation is a variable shift. Mathematical definition is  $(T p)(x) = p(x + c)$ . The command below will produce the matrix of this linear transformation relative to the standard basis for polynomials.

```
In[10]:= MatrixForm[mS = Transpose[Table[PadRight[CoefficientList[Collect[Expand[
      (IdentityMatrix[5][[k]].{1, x, x^2, x^3, x^4}) /. {x -> (x + c)}
    ], x], x], 5], {k, 1, 5}]]]
```

```
Out[10]//MatrixForm=
```

$$\begin{pmatrix} 1 & c & c^2 & c^3 & c^4 \\ 0 & 1 & 2c & 3c^2 & 4c^3 \\ 0 & 0 & 1 & 3c & 6c^2 \\ 0 & 0 & 0 & 1 & 4c \\ 0 & 0 & 0 & 0 & 1 \end{pmatrix}$$

Let me explain the above command, starting from inside.

I like to think of polynomials as "dot products" of a list of coefficients and powers:

```
In[5]:= {a0, a1, a2, a3} . {1, x, x^2, x^3}
```

```
Out[5]= a0 + a1 x + a2 x^2 + a3 x^3
```

This is the reason why I write the powers of the independent variable in such a strange way:

```
In[6]:= (IdentityMatrix[5][[3]].{1, x, x^2, x^3, x^4})
```

```
Out[6]= x^2
```

Above, `IdentityMatrix[5]` is the 5-by-5 identity matrix, `IdentityMatrix[5][[3]]` is its third row.

```
In[7]:= IdentityMatrix[5]
```

```
Out[7]= {{1, 0, 0, 0, 0}, {0, 1, 0, 0, 0}, {0, 0, 1, 0, 0}, {0, 0, 0, 1, 0}, {0, 0, 0, 0, 1}}
```

```
In[8]:= IdentityMatrix[5][[3]]
```

```
Out[8]= {0, 0, 1, 0, 0}
```

The following part makes the substitution

```
In[3]:= (IdentityMatrix[5][[3]].{1, x, x^2, x^3, x^4}) /. {x -> (x + c)}
```

```
Out[3]= (c + x)^2
```

```
In[9]:= {a0, a1, a2, a3} . {1, x, x^2, x^3} /. {x -> (x + c)^2}
```

```
Out[9]= a0 + a1 (c + x)^2 + a2 (c + x)^4 + a3 (c + x)^6
```

Now try

```
In[12]:= Expand[{a0, a1, a2, a3} . {1, x, x^2, x^3} /. {x -> (x + c)^2}]
```

```
Out[12]= a0 + a1 c^2 + a2 c^4 + a3 c^6 + 2 a1 c x + 4 a2 c^3 x + 6 a3 c^5 x + a1 x^2 + 6 a2 c^2 x^2 +
15 a3 c^4 x^2 + 4 a2 c x^3 + 20 a3 c^3 x^3 + a2 x^4 + 15 a3 c^2 x^4 + 6 a3 c x^5 + a3 x^6
```

Now try, notice that I have to indicate the variable in the command below:

```
In[13]:= Collect[Expand[{a0, a1, a2, a3} . {1, x, x^2, x^3} /. {x -> (x + c)^2}], x]
```

```
Out[13]= a0 + a1 c^2 + a2 c^4 + a3 c^6 + (2 a1 c + 4 a2 c^3 + 6 a3 c^5) x +
(a1 + 6 a2 c^2 + 15 a3 c^4) x^2 + (4 a2 c + 20 a3 c^3) x^3 + (a2 + 15 a3 c^2) x^4 + 6 a3 c x^5 + a3 x^6
```

Now try, notice that I have to indicate the variable in the command below:

```
In[15]:= CoefficientList[Collect[Expand[{a0, a1, a2, a3} . {1, x, x^2, x^3} /. {x -> (x + c)^2}], x], x]
```

```
Out[15]= {a0 + a1 c^2 + a2 c^4 + a3 c^6, 2 a1 c + 4 a2 c^3 + 6 a3 c^5,
a1 + 6 a2 c^2 + 15 a3 c^4, 4 a2 c + 20 a3 c^3, a2 + 15 a3 c^2, 6 a3 c, a3}
```

The next command makes sure that I have all the coefficients. Notice the difference

```
In[16]:= CoefficientList[x + x^2, x]
```

```
Out[16]= {0, 1, 1}
```

```
In[18]:= PadRight[CoefficientList[x + x^2, x], 5]
```

```
Out[18]= {0, 1, 1, 0, 0}
```

Notice the index **k** in `IdentityMatrix[5][[k]]`; this index selects the k-th row. Since this matrix has 5 rows I go through all of them by using `Table[-stuff here -, {k, 1, 5}]`

As often in *Mathematica* I obtain rows what should be columns, so I transpose. I name the matrix `mS` and then show it easy to read using `MatrixForm[ ]`

This is the end of the explanation.

The above process can be automated for any degree:

```
In[19]:= deg = 7
```

```
Out[19]= 7
```

To create the powers of `x` I use `table`, but I have to prepend 1

```
In[20]:= Prepend[Table[xj, {j, 1, deg}], 1]
```

```
Out[20]= {1, x, x2, x3, x4, x5, x6, x7}
```

This is the only change in the above code.

```
In[24]:= deg = 9; MatrixForm[mS = Transpose[Table[PadRight[CoefficientList[Collect[Expand[
  (IdentityMatrix[deg + 1][[k]].Prepend[Table[xj, {j, 1, deg}], 1] ) /. {x -> (x + c)}
], x], x], deg + 1], {k, 1, deg + 1}]]]
```

```
Out[24]//MatrixForm=
```

$$\begin{pmatrix} 1 & c & c^2 & c^3 & c^4 & c^5 & c^6 & c^7 & c^8 & c^9 \\ 0 & 1 & 2c & 3c^2 & 4c^3 & 5c^4 & 6c^5 & 7c^6 & 8c^7 & 9c^8 \\ 0 & 0 & 1 & 3c & 6c^2 & 10c^3 & 15c^4 & 21c^5 & 28c^6 & 36c^7 \\ 0 & 0 & 0 & 1 & 4c & 10c^2 & 20c^3 & 35c^4 & 56c^5 & 84c^6 \\ 0 & 0 & 0 & 0 & 1 & 5c & 15c^2 & 35c^3 & 70c^4 & 126c^5 \\ 0 & 0 & 0 & 0 & 0 & 1 & 6c & 21c^2 & 56c^3 & 126c^4 \\ 0 & 0 & 0 & 0 & 0 & 0 & 1 & 7c & 28c^2 & 84c^3 \\ 0 & 0 & 0 & 0 & 0 & 0 & 0 & 1 & 8c & 36c^2 \\ 0 & 0 & 0 & 0 & 0 & 0 & 0 & 0 & 1 & 9c \\ 0 & 0 & 0 & 0 & 0 & 0 & 0 & 0 & 0 & 1 \end{pmatrix}$$

## Legendre polynomials

Compared to the previous example, the only difference in the formula below is the definition of the transformation. In *Mathematica* we take derivative like this

```
In[74]:= D[x3 + x5, x]
```

```
Out[74]= 3x2 + 5x4
```

and the second derivative is just

```
In[75]:= D[x3 + x5, {x, 2}]
```

```
Out[75]= 6x + 20x3
```

Here is the differential operator

```
In[71]:= ((1 - x2) D[#, {x, 2}] - 2x D[#, x]) &[x3]
```

```
Out[71]= -6x3 + 6x(1 - x2)
```

or,

```
In[72]:= ((1 - x2) D[#, {x, 2}] - 2x D[#, x]) &[a0 + a1x + a2x2]
```

```
Out[72]= -2x(a1 + 2a2x) + 2a2(1 - x2)
```

Notice that in the above command a polynomial comes at the end in square brackets;

& sign is just a part of the code;

the operator is defined inside of ( -differential operator - )&

the symbol # is replaced by the polynomial given at the end in [ ]

```

MatrixForm[mL1 = Transpose[Table[PadRight[CoefficientList[Collect[Expand[Simplify[
  ((1 - x^2) D[#, {x, 2}] - 2 x D[#, x]) &[
    (IdentityMatrix[5][[k]].{1, x, x^2, x^3, x^4})
  ]
  ]], x], x], 5], {k, 1, 5}]]]

```

$$\begin{pmatrix} 0 & 0 & 2 & 0 & 0 \\ 0 & -2 & 0 & 6 & 0 \\ 0 & 0 & -6 & 0 & 12 \\ 0 & 0 & 0 & -12 & 0 \\ 0 & 0 & 0 & 0 & -20 \end{pmatrix}$$

```

esL1 = Eigensystem[mL1]

```

$$\{ \{-20, -12, -6, -2, 0\}, \{3, 0, -30, 0, 35\}, \{0, -3, 0, 5, 0\}, \{-1, 0, 3, 0, 0\}, \{0, 1, 0, 0, 0\}, \{1, 0, 0, 0, 0\} \}$$

```

Reverse[({1, x, x^2, x^3, x^4}.#) & /@ esL1[[2]]]

```

$$\{1, x, -1 + 3x^2, -3x + 5x^3, 3 - 30x^2 + 35x^4\}$$

Normalization is by  $p(1) = 1$ .

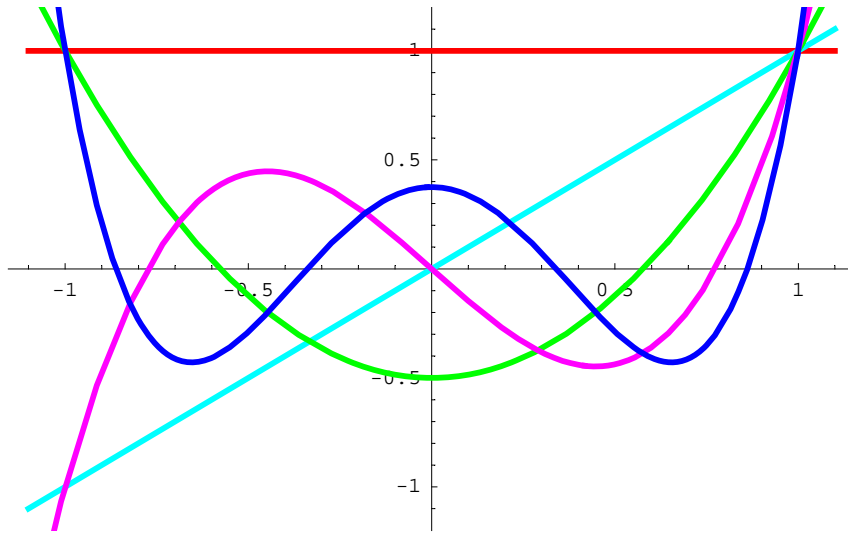
```

( # / . {x -> 1} ) & /@ Reverse[({1, x, x^2, x^3, x^4}.#) & /@ esL1[[2]]]

```

$$\left\{ 1, x, \frac{1}{2}(-1 + 3x^2), \frac{1}{2}(-3x + 5x^3), \frac{1}{8}(3 - 30x^2 + 35x^4) \right\}$$

```
Plot[{1, x,  $\frac{1}{2}(-1 + 3x^2)$ ,  $\frac{1}{2}(-3x + 5x^3)$ ,  $\frac{1}{8}(3 - 30x^2 + 35x^4)$ },
  {x, -1.1, 1.1}, PlotStyle -> {{Red, Thickness[0.007]}, {Cyan, Thickness[0.007]},
  {Green, Thickness[0.007]}, {Magenta, Thickness[0.007]}, {Blue, Thickness[0.007]}},
  PlotRange -> {-1.2, 1.2}, ImageSize -> 400]
```



- Graphics -

```
Expand[Table[ $\frac{1}{2^n n!} D[(x^2 - 1)^n, \{x, n\}]$ , {n, 1, 4}]]
{x,  $-\frac{1}{2} + \frac{3x^2}{2}$ ,  $-\frac{3x}{2} + \frac{5x^3}{2}$ ,  $\frac{3}{8} - \frac{15x^2}{4} + \frac{35x^4}{8}$ }
```

## Legendre polynomials (set your degree)

```
In[32]:= deg = 7;
```

```
In[33]:= Clear[mL1];
```

```
MatrixForm[mL1 = Transpose[Table[PadRight[CoefficientList[Collect[Expand[Simplify[
  ((1 - x^2) D[#, {x, 2}] - 2 x D[#, x]) &[
  IdentityMatrix[deg + 1][[k]].Prepend[Table[x^j, {j, 1, deg}], 1]
  ]
  ]], x], x], deg + 1], {k, 1, deg + 1}]]]
```

```
Out[33]//MatrixForm=
```

```
( 0 0 2 0 0 0 0 0 )
( 0 -2 0 6 0 0 0 0 )
( 0 0 -6 0 12 0 0 0 )
( 0 0 0 -12 0 20 0 0 )
( 0 0 0 0 -20 0 30 0 )
( 0 0 0 0 0 -30 0 42 )
( 0 0 0 0 0 0 -42 0 )
( 0 0 0 0 0 0 0 -56 )
```

```
In[34]:= esL1 = Eigensystem[mL1]
```

```
Out[34]= {{-56, -42, -30, -20, -12, -6, -2, 0},
          {0, -35, 0, 315, 0, -693, 0, 429}, {-5, 0, 105, 0, -315, 0, 231, 0},
          {0, 15, 0, -70, 0, 63, 0, 0}, {3, 0, -30, 0, 35, 0, 0, 0}, {0, -3, 0, 5, 0, 0, 0, 0},
          {-1, 0, 3, 0, 0, 0, 0, 0}, {0, 1, 0, 0, 0, 0, 0, 0}, {1, 0, 0, 0, 0, 0, 0, 0}}
```

```
In[35]:= Reverse[(Prepend[Table[xj, {j, 1, deg}], 1].#) & /@ esL1[[2]]]
```

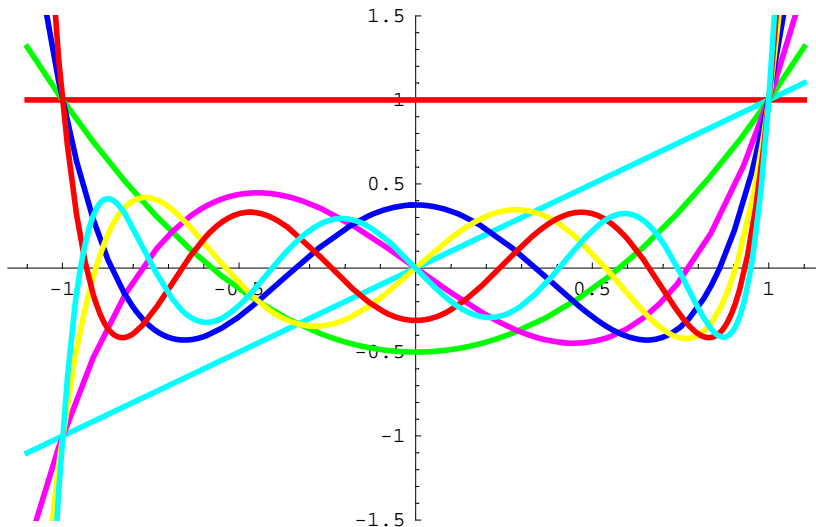
```
Out[35]= {1, x, -1 + 3 x2, -3 x + 5 x3, 3 - 30 x2 + 35 x4, 15 x - 70 x3 + 63 x5,
          -5 + 105 x2 - 315 x4 + 231 x6, -35 x + 315 x3 - 693 x5 + 429 x7}
```

Normalization:  $p(1) = 1$

```
In[36]:= polysL1 = (  $\frac{\#}{\# /. \{x \rightarrow 1\}}$  ) & /@ Reverse[(Prepend[Table[xj, {j, 1, deg}], 1].#) & /@ esL1[[2]]]
```

```
Out[36]= {1, x,  $\frac{1}{2} (-1 + 3 x^2)$ ,  $\frac{1}{2} (-3 x + 5 x^3)$ ,  $\frac{1}{8} (3 - 30 x^2 + 35 x^4)$ ,  $\frac{1}{8} (15 x - 70 x^3 + 63 x^5)$ ,
           $\frac{1}{16} (-5 + 105 x^2 - 315 x^4 + 231 x^6)$ ,  $\frac{1}{16} (-35 x + 315 x^3 - 693 x^5 + 429 x^7)$ }
```

```
In[37]:= Plot[Evaluate[polysL1], {x, -1.1, 1.1},
             PlotStyle -> {{Red, Thickness[0.007]}, {Cyan, Thickness[0.007]},
                          {Green, Thickness[0.007]}, {Magenta, Thickness[0.007]}, {Blue, Thickness[0.007]},
                          {Yellow, Thickness[0.007]}}, PlotRange -> {-1.5, 1.5}, ImageSize -> 400]
```



```
Out[37]= - Graphics -
```

```
In[31]:= Expand[Table[ $\frac{1}{2^n n!} D[(x^2 - 1)^n, \{x, n\}]$ , {n, 0, deg}]]
```

```
Out[31]= {1, x,  $-\frac{1}{2} + \frac{3 x^2}{2}$ ,  $-\frac{3 x}{2} + \frac{5 x^3}{2}$ ,  $\frac{3}{8} - \frac{15 x^2}{4} + \frac{35 x^4}{8}$ ,  $\frac{15 x}{8} - \frac{35 x^3}{4} + \frac{63 x^5}{8}$ }
```

## Laguerre polynomials

```
In[38]:= deg = 7;
MatrixForm[mL2 = Transpose[Table[PadRight[CoefficientList[Collect[Expand[Simplify[
  (xD[#, {x, 2}] + (1 - x) D[#, x]) &[
  (IdentityMatrix[deg + 1] [[k]].Prepend[Table[xj, {j, 1, deg}], 1]]
  ]
  ]], x], x], deg + 1], {k, 1, deg + 1}]]]
```

```
Out[38]//MatrixForm=

$$\begin{pmatrix} 0 & 1 & 0 & 0 & 0 & 0 & 0 & 0 \\ 0 & -1 & 4 & 0 & 0 & 0 & 0 & 0 \\ 0 & 0 & -2 & 9 & 0 & 0 & 0 & 0 \\ 0 & 0 & 0 & -3 & 16 & 0 & 0 & 0 \\ 0 & 0 & 0 & 0 & -4 & 25 & 0 & 0 \\ 0 & 0 & 0 & 0 & 0 & -5 & 36 & 0 \\ 0 & 0 & 0 & 0 & 0 & 0 & -6 & 49 \\ 0 & 0 & 0 & 0 & 0 & 0 & 0 & -7 \end{pmatrix}$$

```

```
In[39]:= esL2 = Eigensystem[mL2]
```

```
Out[39]= {{-7, -6, -5, -4, -3, -2, -1, 0}, {{-5040, 35280, -52920, 29400, -7350, 882, -49, 1},
  {720, -4320, 5400, -2400, 450, -36, 1, 0}, {-120, 600, -600, 200, -25, 1, 0, 0},
  {24, -96, 72, -16, 1, 0, 0, 0}, {-6, 18, -9, 1, 0, 0, 0, 0},
  {2, -4, 1, 0, 0, 0, 0, 0}, {-1, 1, 0, 0, 0, 0, 0, 0}, {1, 0, 0, 0, 0, 0, 0, 0}}
```

```
In[41]:= Reverse[(Prepend[Table[xj, {j, 1, deg}], 1].#) & /@ esL2[[2]]]
```

```
Out[41]= {1, -1 + x, 2 - 4 x + x2, -6 + 18 x - 9 x2 + x3, 24 - 96 x + 72 x2 - 16 x3 + x4,
  -120 + 600 x - 600 x2 + 200 x3 - 25 x4 + x5, 720 - 4320 x + 5400 x2 - 2400 x3 + 450 x4 - 36 x5 + x6,
  -5040 + 35280 x - 52920 x2 + 29400 x3 - 7350 x4 + 882 x5 - 49 x6 + x7}
```

Normalization:  $p(0) = 1$ .

```
In[42]:= polysL2 =
```

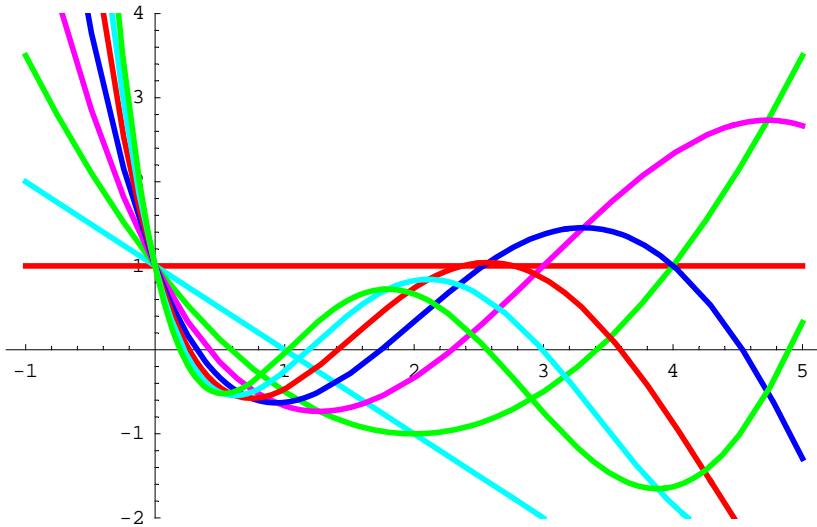
```

$$\left( \frac{\#}{\# /. \{x \rightarrow 0\}} \right) \& /@ \text{Reverse}[(\text{Prepend}[\text{Table}[x^j, \{j, 1, \text{deg}\}], 1].\#) \& /@ \text{esL2}[[2]]]$$

```

```
Out[42]= {1, 1 - x,  $\frac{1}{2} (2 - 4 x + x^2)$ ,  $\frac{1}{6} (6 - 18 x + 9 x^2 - x^3)$ ,
   $\frac{1}{24} (24 - 96 x + 72 x^2 - 16 x^3 + x^4)$ ,  $\frac{1}{120} (120 - 600 x + 600 x^2 - 200 x^3 + 25 x^4 - x^5)$ ,
   $\frac{1}{720} (720 - 4320 x + 5400 x^2 - 2400 x^3 + 450 x^4 - 36 x^5 + x^6)$ ,  $\frac{1}{5040} (5040 - 35280 x + 52920 x^2 - 29400 x^3 + 7350 x^4 - 882 x^5 + 49 x^6 - x^7)$ }
```

```
In[43]:= Plot[Evaluate[polysL2], {x, -1, 5},
  PlotStyle -> {{Red, Thickness[0.007]}, {Cyan, Thickness[0.007]},
    {Green, Thickness[0.007]}, {Magenta, Thickness[0.007]}, {Blue, Thickness[0.007]}},
  PlotRange -> {-2, 4}, ImageSize -> 400]
```



```
Out[43]= - Graphics -
```

## Bessel polynomials

```
In[44]:= deg = 7;
  MatrixForm[mB = Transpose[Table[PadRight[CoefficientList[Collect[Expand[Simplify[
    (x^2 D[#, {x, 2}] + 2 (1 + x) D[#, x]) &[
      IdentityMatrix[deg + 1][[k]].Prepend[Table[x^j, {j, 1, deg}], 1]
    ]
  ]], x], x], deg + 1], {k, 1, deg + 1}]]]
```

```
Out[44]//MatrixForm=
```

$$\begin{pmatrix} 0 & 2 & 0 & 0 & 0 & 0 & 0 & 0 \\ 0 & 2 & 4 & 0 & 0 & 0 & 0 & 0 \\ 0 & 0 & 6 & 6 & 0 & 0 & 0 & 0 \\ 0 & 0 & 0 & 12 & 8 & 0 & 0 & 0 \\ 0 & 0 & 0 & 0 & 20 & 10 & 0 & 0 \\ 0 & 0 & 0 & 0 & 0 & 30 & 12 & 0 \\ 0 & 0 & 0 & 0 & 0 & 0 & 42 & 14 \\ 0 & 0 & 0 & 0 & 0 & 0 & 0 & 56 \end{pmatrix}$$

```
In[45]:= esB = Eigensystem[mB]
```

```
Out[45]= {{56, 42, 30, 20, 12, 6, 2, 0}, {{1, 28, 378, 3150, 17325, 62370, 135135, 135135},
  {1, 21, 210, 1260, 4725, 10395, 10395, 0}, {1, 15, 105, 420, 945, 945, 0, 0},
  {1, 10, 45, 105, 105, 0, 0, 0}, {1, 6, 15, 15, 0, 0, 0, 0},
  {1, 3, 3, 0, 0, 0, 0, 0}, {1, 1, 0, 0, 0, 0, 0, 0}, {1, 0, 0, 0, 0, 0, 0, 0}}}
```



```
In[46]:= Reverse[(Prepend[Table[xj, {j, 1, deg}], 1].#) & /@ esB[[2]]]
```

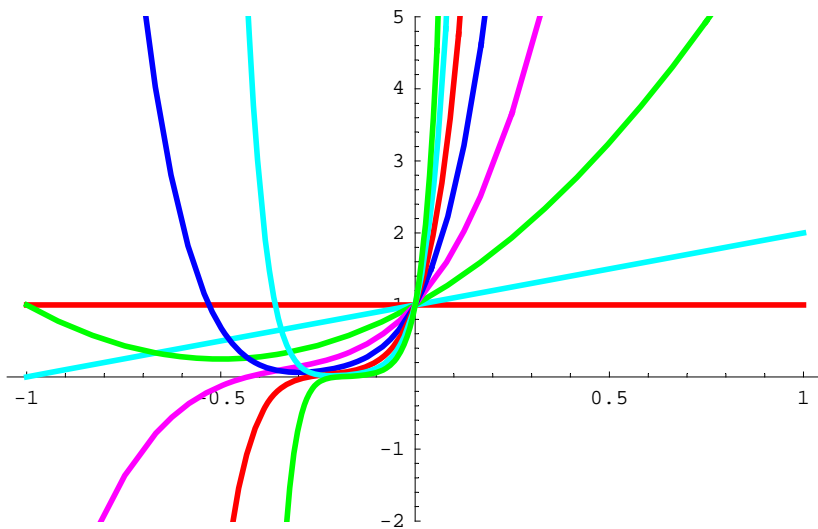
```
Out[46]= {1, 1 + x, 1 + 3 x + 3 x2, 1 + 6 x + 15 x2 + 15 x3, 1 + 10 x + 45 x2 + 105 x3 + 105 x4,
  1 + 15 x + 105 x2 + 420 x3 + 945 x4 + 945 x5, 1 + 21 x + 210 x2 + 1260 x3 + 4725 x4 + 10395 x5 + 10395 x6,
  1 + 28 x + 378 x2 + 3150 x3 + 17325 x4 + 62370 x5 + 135135 x6 + 135135 x7}
```

Normalization:  $p(0) = 1$

```
In[47]:= polysB = ( # / # /. {x -> 0} ) & /@ Reverse[(Prepend[Table[xj, {j, 1, deg}], 1].#) & /@ esB[[2]]]
```

```
Out[47]= {1, 1 + x, 1 + 3 x + 3 x2, 1 + 6 x + 15 x2 + 15 x3, 1 + 10 x + 45 x2 + 105 x3 + 105 x4,
  1 + 15 x + 105 x2 + 420 x3 + 945 x4 + 945 x5, 1 + 21 x + 210 x2 + 1260 x3 + 4725 x4 + 10395 x5 + 10395 x6,
  1 + 28 x + 378 x2 + 3150 x3 + 17325 x4 + 62370 x5 + 135135 x6 + 135135 x7}
```

```
In[48]:= Plot[Evaluate[polysB], {x, -1, 1},
  PlotStyle -> {{Red, Thickness[0.007]}, {Cyan, Thickness[0.007]},
    {Green, Thickness[0.007]}, {Magenta, Thickness[0.007]}, {Blue, Thickness[0.007]}},
  PlotRange -> {-2, 5}, ImageSize -> 400]
```



```
Out[48]= - Graphics -
```

## Chebyshev polynomials

```
deg = 5;
```

```

Clear[mCh];
MatrixForm[mCh = Transpose[Table[PadRight[CoefficientList[Collect[Expand[Simplify[
  ((1 - x^2) D[#, {x, 2}] - (x) D[#, x]) &[
    IdentityMatrix[deg + 1][[k]].Prepend[Table[x^j, {j, 1, deg}], 1]
  ]
  ]], x], x], deg + 1], {k, 1, deg + 1}]]]


$$\begin{pmatrix} 0 & 0 & 2 & 0 & 0 & 0 \\ 0 & -1 & 0 & 6 & 0 & 0 \\ 0 & 0 & -4 & 0 & 12 & 0 \\ 0 & 0 & 0 & -9 & 0 & 20 \\ 0 & 0 & 0 & 0 & -16 & 0 \\ 0 & 0 & 0 & 0 & 0 & -25 \end{pmatrix}$$


esCh = Eigensystem[mCh]

{{{-25, -16, -9, -4, -1, 0}, {{0, 5, 0, -20, 0, 16}, {1, 0, -8, 0, 8, 0},
  {0, -3, 0, 4, 0, 0}}, {-1, 0, 2, 0, 0, 0}, {0, 1, 0, 0, 0, 0}, {1, 0, 0, 0, 0, 0}}}}

Reverse[(Prepend[Table[x^j, {j, 1, deg}], 1].#) & /@ esCh[[2]]]

{1, x, -1 + 2 x^2, -3 x + 4 x^3, 1 - 8 x^2 + 8 x^4, 5 x - 20 x^3 + 16 x^5}

```

Normalization:  $p(1) = 1$

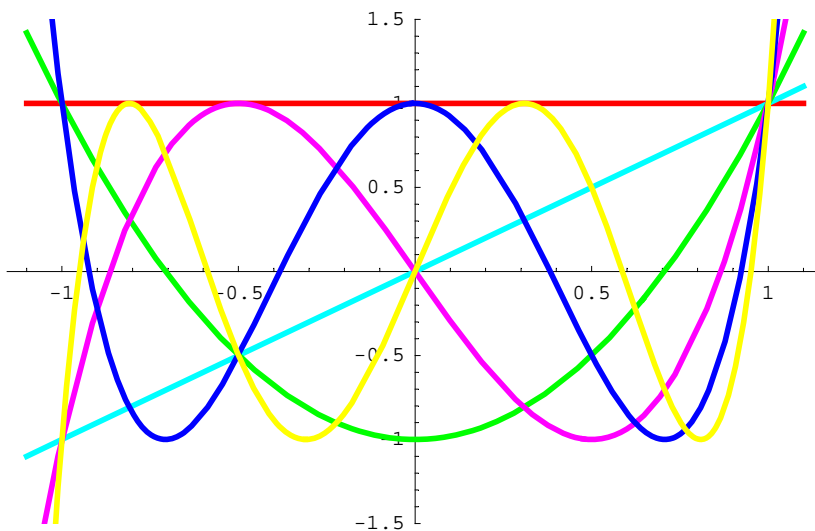
```

polysCh =  $\left(\frac{\#}{\# /. \{x \rightarrow 1\}}\right) \& /@ \text{Reverse}[(\text{Prepend}[\text{Table}[x^j, \{j, 1, \text{deg}\}], 1].\#) \& /@ \text{esCh}[[2]]]$ 

{1, x, -1 + 2 x^2, -3 x + 4 x^3, 1 - 8 x^2 + 8 x^4, 5 x - 20 x^3 + 16 x^5}

Plot[Evaluate[polysCh], {x, -1.1, 1.1},
  PlotStyle -> {{Red, Thickness[0.007]}, {Cyan, Thickness[0.007]},
    {Green, Thickness[0.007]}, {Magenta, Thickness[0.007]}, {Blue, Thickness[0.007]},
    {Yellow, Thickness[0.007]}}, PlotRange -> {-1.5, 1.5}, ImageSize -> 400]

```



- Graphics -

```
Table[TrigExpand[Cos[n ArcCos[x]]], {n, 0, 5}]
{1, x, -1 + 2 x^2, -3 x + 4 x^3, 1 - 8 x^2 + 8 x^4, 5 x - 20 x^3 + 16 x^5}
```

## Chebyshev polynomials - many

```
deg = 10;
```

```
Clear[mCh];
```

```
MatrixForm[mCh = Transpose[Table[PadRight[CoefficientList[Collect[Expand[Simplify[
  ((1 - x^2) D[#, {x, 2}] - (x) D[#, x]) &[
  (IdentityMatrix[deg + 1] [[k]].Prepend[Table[x^j, {j, 1, deg}], 1]
  ]
  ]], x], x], deg + 1], {k, 1, deg + 1}]]]
```

$$\begin{pmatrix} 0 & 0 & 2 & 0 & 0 & 0 & 0 & 0 & 0 & 0 & 0 \\ 0 & -1 & 0 & 6 & 0 & 0 & 0 & 0 & 0 & 0 & 0 \\ 0 & 0 & -4 & 0 & 12 & 0 & 0 & 0 & 0 & 0 & 0 \\ 0 & 0 & 0 & -9 & 0 & 20 & 0 & 0 & 0 & 0 & 0 \\ 0 & 0 & 0 & 0 & -16 & 0 & 30 & 0 & 0 & 0 & 0 \\ 0 & 0 & 0 & 0 & 0 & -25 & 0 & 42 & 0 & 0 & 0 \\ 0 & 0 & 0 & 0 & 0 & 0 & -36 & 0 & 56 & 0 & 0 \\ 0 & 0 & 0 & 0 & 0 & 0 & 0 & -49 & 0 & 72 & 0 \\ 0 & 0 & 0 & 0 & 0 & 0 & 0 & 0 & -64 & 0 & 90 \\ 0 & 0 & 0 & 0 & 0 & 0 & 0 & 0 & 0 & -81 & 0 \\ 0 & 0 & 0 & 0 & 0 & 0 & 0 & 0 & 0 & 0 & -100 \end{pmatrix}$$

```
esCh = Eigensystem[mCh]
```

```
{{-100, -81, -64, -49, -36, -25, -16, -9, -4, -1, 0},
{{-1, 0, 50, 0, -400, 0, 1120, 0, -1280, 0, 512},
{0, 9, 0, -120, 0, 432, 0, -576, 0, 256, 0}, {1, 0, -32, 0, 160, 0, -256, 0, 128, 0, 0},
{0, -7, 0, 56, 0, -112, 0, 64, 0, 0, 0}, {-1, 0, 18, 0, -48, 0, 32, 0, 0, 0, 0},
{0, 5, 0, -20, 0, 16, 0, 0, 0, 0, 0}, {1, 0, -8, 0, 8, 0, 0, 0, 0, 0, 0},
{0, -3, 0, 4, 0, 0, 0, 0, 0, 0, 0}, {-1, 0, 2, 0, 0, 0, 0, 0, 0, 0, 0},
{0, 1, 0, 0, 0, 0, 0, 0, 0, 0, 0}, {1, 0, 0, 0, 0, 0, 0, 0, 0, 0, 0}}}
```

```
Reverse[(Prepend[Table[x^j, {j, 1, deg}], 1].#) & /@ esCh[[2]]]
```

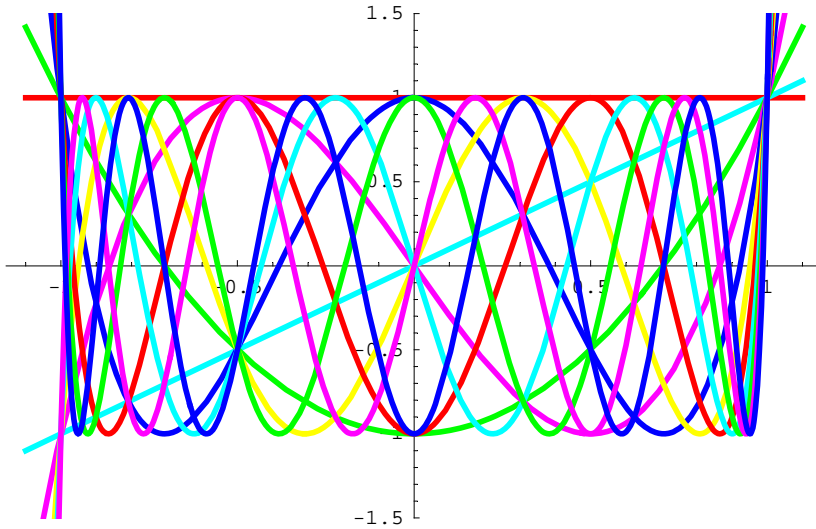
```
{1, x, -1 + 2 x^2, -3 x + 4 x^3, 1 - 8 x^2 + 8 x^4, 5 x - 20 x^3 + 16 x^5,
-1 + 18 x^2 - 48 x^4 + 32 x^6, -7 x + 56 x^3 - 112 x^5 + 64 x^7, 1 - 32 x^2 + 160 x^4 - 256 x^6 + 128 x^8,
9 x - 120 x^3 + 432 x^5 - 576 x^7 + 256 x^9, -1 + 50 x^2 - 400 x^4 + 1120 x^6 - 1280 x^8 + 512 x^10}
```

Normalization:  $p(1) = 1$

```
polysCh = ( # / # /. {x -> 1} ) & /@ Reverse[(Prepend[Table[x^j, {j, 1, deg}], 1].#) & /@ esCh[[2]]]
```

```
{1, x, -1 + 2 x^2, -3 x + 4 x^3, 1 - 8 x^2 + 8 x^4, 5 x - 20 x^3 + 16 x^5,
-1 + 18 x^2 - 48 x^4 + 32 x^6, -7 x + 56 x^3 - 112 x^5 + 64 x^7, 1 - 32 x^2 + 160 x^4 - 256 x^6 + 128 x^8,
9 x - 120 x^3 + 432 x^5 - 576 x^7 + 256 x^9, -1 + 50 x^2 - 400 x^4 + 1120 x^6 - 1280 x^8 + 512 x^10}
```

```
Plot[Evaluate[polysCh], {x, -1.1, 1.1},
  PlotStyle -> {{Red, Thickness[0.007]}, {Cyan, Thickness[0.007]},
    {Green, Thickness[0.007]}, {Magenta, Thickness[0.007]}, {Blue, Thickness[0.007]},
    {Yellow, Thickness[0.007]}}, PlotRange -> {-1.5, 1.5}, ImageSize -> 400]
```



- Graphics -

```
Table[TrigExpand[Cos[n ArcCos[x]]], {n, 0, deg}]
```

```
{1, x, -1 + 2 x^2, -3 x + 4 x^3, 1 - 8 x^2 + 8 x^4, 5 x - 20 x^3 + 16 x^5,
  -1 + 18 x^2 - 48 x^4 + 32 x^6, -7 x + 56 x^3 - 112 x^5 + 64 x^7, 1 - 32 x^2 + 160 x^4 - 256 x^6 + 128 x^8,
  9 x - 120 x^3 + 432 x^5 - 576 x^7 + 256 x^9, -1 + 50 x^2 - 400 x^4 + 1120 x^6 - 1280 x^8 + 512 x^10}
```

## ■ Looking for a general formula for Chebyshev polynomials

### ■ Even degree

```
nn = 5; ttt = Table[{{(2 nn)^2 - (2 k)^2, (2 k + 2) (2 k + 1)}, {k, 0, nn - 1}]
```

```
{{{100, 2}, {96, 12}, {84, 30}, {64, 56}, {36, 90}}
```

```
(#[[2]] / #[[1]]) & /@ ttt
```

```
{ 1/50, 1/8, 5/14, 7/8, 5/2 }
```

```
5/2 512
```

```
1280
```

```
7/8 1280
```

```
1120
```

```

2^(2 nn - 1) Table[(-1)^(j+1) Product[ $\frac{(2k+2)(2k+1)}{(2nn)^2 - (2k)^2}$ , {k, j, nn - 1}], {j, 0, nn}]
{-1, 50, -400, 1120, -1280, 512}

nn = 11;

2^(2 nn - 1) Table[(-1)^(j+1) Product[ $\frac{(2k+2)(2k+1)}{(2nn)^2 - (2k)^2}$ , {k, j, nn - 1}], {j, 0, nn}]
{-1, 242, -9680, 151008, -1208064, 5637632,
-16400384, 30638080, -36765696, 27394048, -11534336, 2097152}

Total[%]
1

```

## Hermite polynomials

```

In[65]:= deg = 5;
MatrixForm[mH = Transpose[Table[PadRight[CoefficientList[Collect[Expand[Simplify[
(1) D[#, {x, 2}] - (2 x) D[#, x]] &[
(IdentityMatrix[deg + 1][[k]].Prepend[Table[x^j, {j, 1, deg}], 1]]
],
]], x], x], deg + 1], {k, 1, deg + 1}]]]

```

Out[65]//MatrixForm=

$$\begin{pmatrix} 0 & 0 & 2 & 0 & 0 & 0 \\ 0 & -2 & 0 & 6 & 0 & 0 \\ 0 & 0 & -4 & 0 & 12 & 0 \\ 0 & 0 & 0 & -6 & 0 & 20 \\ 0 & 0 & 0 & 0 & -8 & 0 \\ 0 & 0 & 0 & 0 & 0 & -10 \end{pmatrix}$$

```

In[66]:= esH = Eigensystem[mH]

```

```

Out[66]= {{-10, -8, -6, -4, -2, 0}, {{0, 15, 0, -20, 0, 4}, {3, 0, -12, 0, 4, 0},
{0, -3, 0, 2, 0, 0}, {-1, 0, 2, 0, 0, 0}, {0, 1, 0, 0, 0, 0}, {1, 0, 0, 0, 0, 0}}

```

```

In[67]:= Reverse[(Prepend[Table[x^j, {j, 1, deg}], 1].#) & /@ esH[[2]]]

```

```

Out[67]= {1, x, -1 + 2 x^2, -3 x + 2 x^3, 3 - 12 x^2 + 4 x^4, 15 x - 20 x^3 + 4 x^5}

```

The normalization: the leading coefficient is  $2^n$ .

```

In[68]:= polysH = Expand[ $\left(2^{\text{Length}[\text{CoefficientList}[\#, x]] - 1} \frac{\#}{\text{Last}[\text{CoefficientList}[\#, x]]}\right)$ ] & /@
Reverse[(Prepend[Table[x^j, {j, 1, deg}], 1].#) & /@ esH[[2]]]

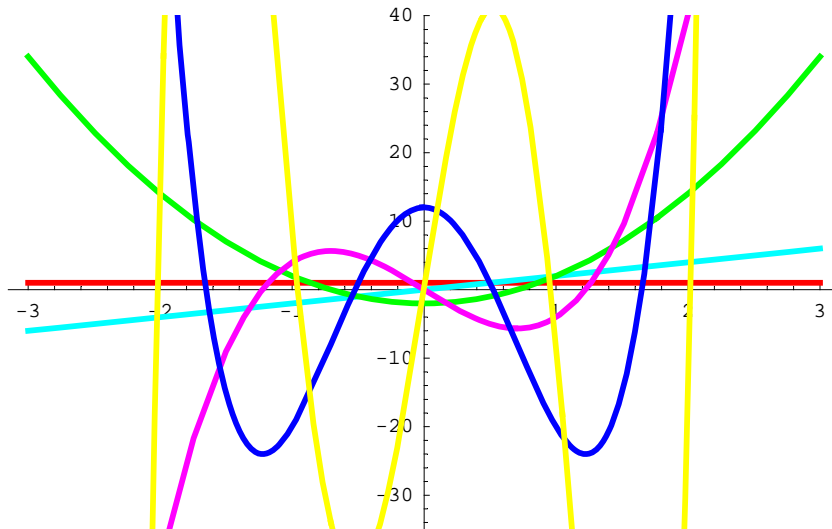
```

```

Out[68]= {1, 2 x, -2 + 4 x^2, -12 x + 8 x^3, 12 - 48 x^2 + 16 x^4, 120 x - 160 x^3 + 32 x^5}

```

```
In[69]:= Plot[Evaluate[polysH], {x, -3, 3},
  PlotStyle -> {{Red, Thickness[0.007]}, {Cyan, Thickness[0.007]},
    {Green, Thickness[0.007]}, {Magenta, Thickness[0.007]}, {Blue, Thickness[0.007]},
    {Yellow, Thickness[0.007]}}, PlotRange -> {-35, 40}, ImageSize -> 400]
```



```
Out[69]= - Graphics -
```

```
In[70]:= Expand[Table[Simplify[(-1)^n Exp[x^2] D[Exp[-x^2], {x, n}]], {n, 0, deg}]]
```

```
Out[70]= {1, 2 x, -2 + 4 x^2, -12 x + 8 x^3, 12 - 48 x^2 + 16 x^4, 120 x - 160 x^3 + 32 x^5}
```